Tenda

Installation Guide

TEF1118P-16-150W/TEF1126P-24-250W
PoE Switch

Package Contents

- Switch *1
- Power cable *1
- Pad *4
- Screw *6
- L-shaped bracket *2
- Installation Guide *1

If any item is incorrect, missing, or damaged, please keep the original package and contact the vendor for replacement immediately.

1. Get to Know Your Device

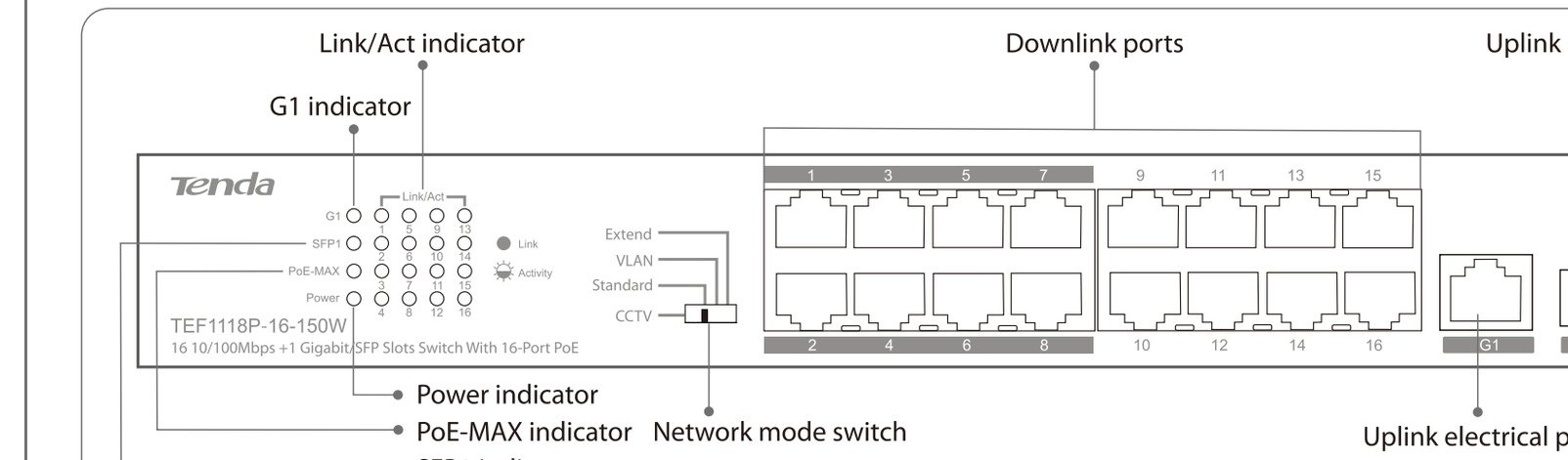

Figure 1-1 TEF1118P-16-150W front panel

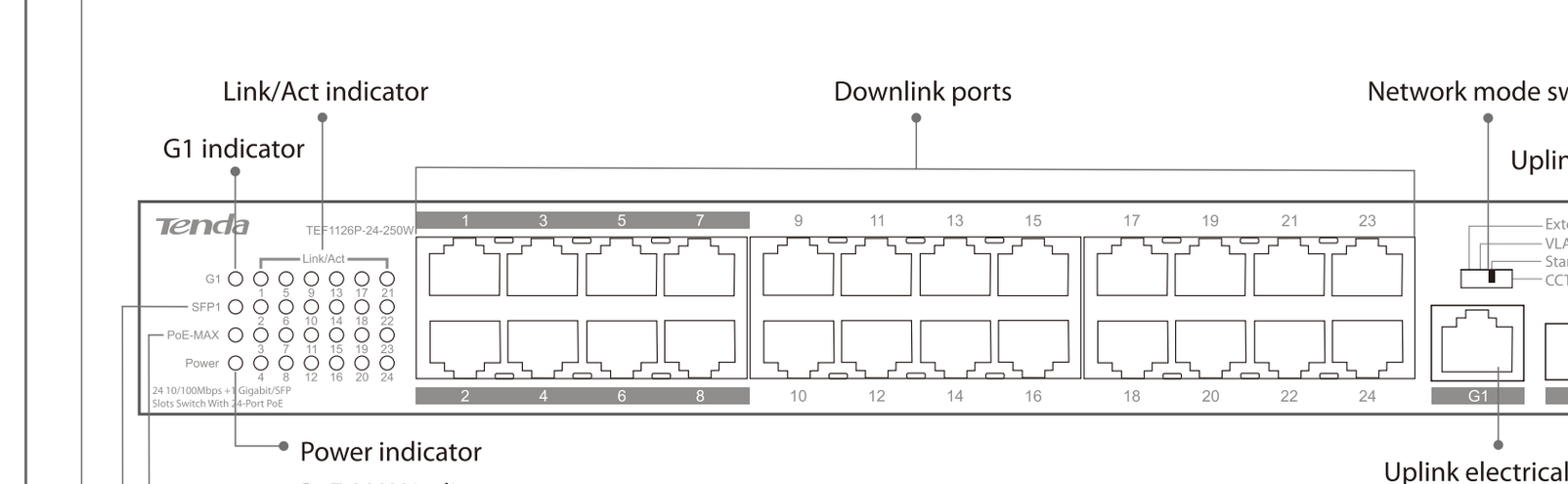

Figure 1-2 TEF1126P-24-250W front panel

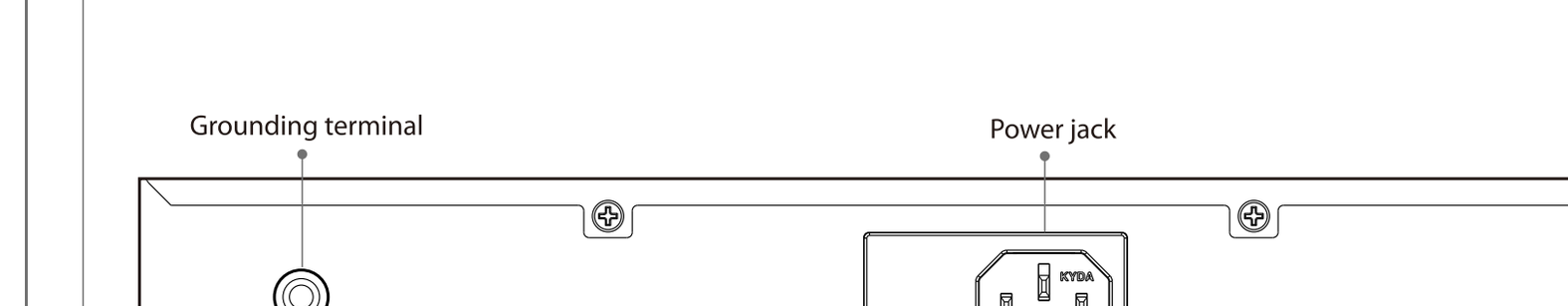

Figure 1-3 Rear panel (example: TEF1118P-16-150W)

2. Connecting Devices

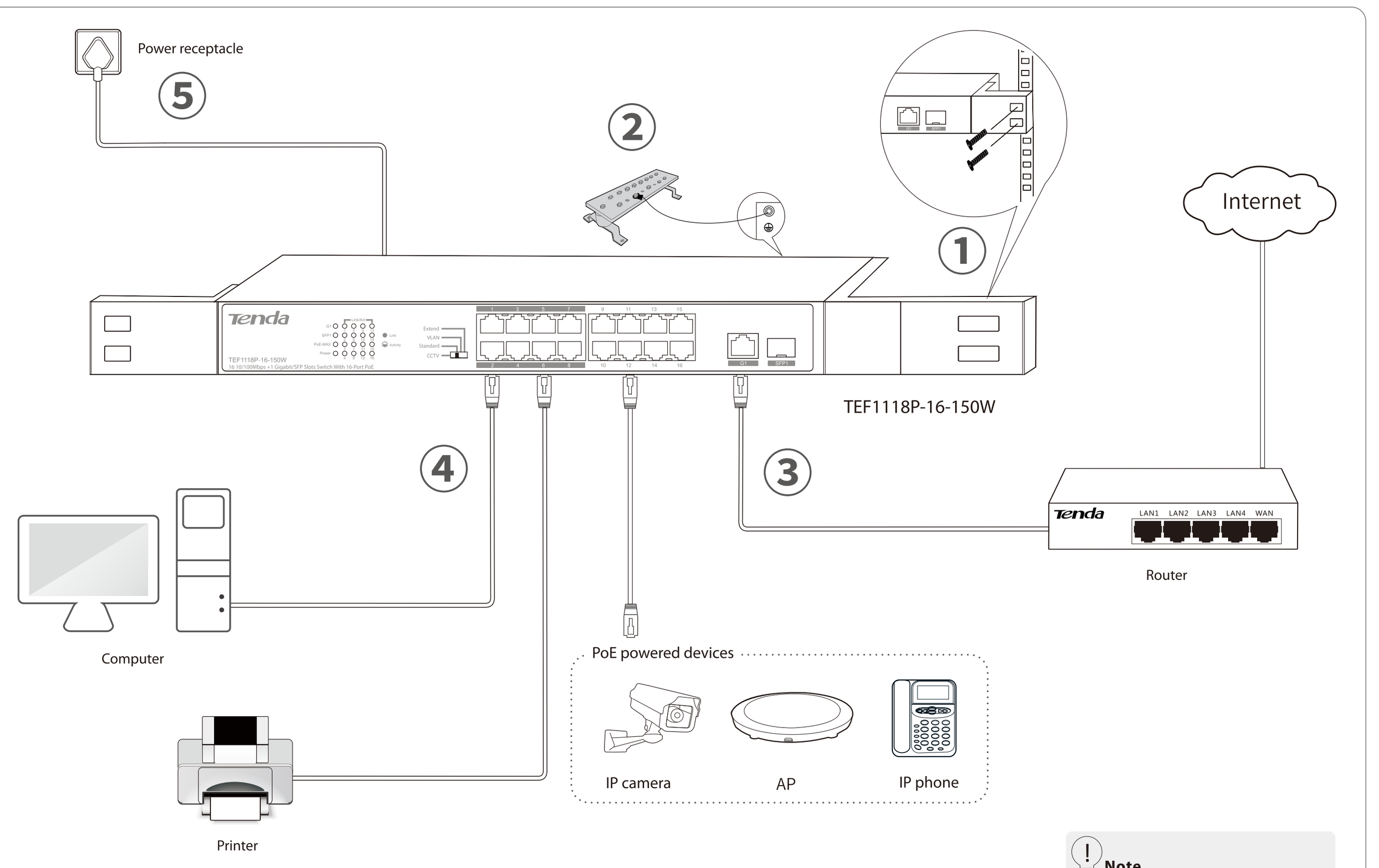

Figure 2-1 Device connection (example: TEF1118P-16-150W)

Note
The ports of this switch support Auto MDI/MDIX. You can use straight-through or crossover Ethernet cables to connect the switch to peer devices.

LED Indicators

LED Indicator	State	Description
G1	Solid on	The port is connected.
	Blinking	The port is transmitting or receiving data.
	Off	The port is not connected or the connection is faulty.
Link/Act	Solid on	The port is connected.
	Blinking	The port is transmitting or receiving data.
	Off	The port is not connected or the connection is faulty.
SFP1	Solid on	The port is connected.
	Off	The port is not connected or the connection is faulty.
PoE-MAX	Solid on	The total PoE power output reaches the alarm threshold and the power supplies of powered devices are normal.
	Blinking	The total PoE power output exceeds the alarm threshold and the power supplies of some powered devices are faulty.
	Off	The total PoE power output has not reached the alarm threshold and the power supplies of powered devices are normal.
Power	Solid on	The switch has been powered on properly.
	Off	The switch is not powered on or the power supply is faulty.

Ports and Switches

Port/Switch	Name	Description
1~16/24	Downlink ports	10/100 Mbps auto-negotiation PoE ports for supplying power to and exchanging data with powered devices compliant with the IEEE 802.3af and IEEE 802.3at standards.
G1	Uplink electrical port	10/100/1000 Mbps auto-negotiation non-PoE port for connecting to a router or core switch.
SFP1	Uplink optical port	Independent 1000 Mbps SFP port for connecting to a router or core switch.
CCTV Standard VLAN Extend	Network mode switch	**CCTV**: In this mode, the port cache is optimized and PoE ports 1-8 have higher priorities over the other ports. If multiple IP cameras are connected to the switch, you are recommended to enable this mode and connect the G1 or SFP1 port of this switch to the upstream device to which the monitoring computer connects. This ensures smoother monitoring video playback. All the ports of the switch can communicate with each other. **Standard (Default)**: In this mode, the switch functions as a common unmanaged switch and all the ports of the switch can communicate with each other. **VLAN**: In this mode, the downlink PoE ports of the switch cannot communicate with each other, but can communicate with the G1 and SFP1 ports. **Extend**: In this mode, the data rate of each of PoE ports 1-8 is limited to 10 Mbps, whereas the maximum transmission distance of the port is increased to 250 meters. All the ports of the switch can communicate with each other. *In Extend mode, you are recommended to reduce code stream to below 8 Mbps to ensure fast video data transmission.
AC 100-240V 50/60Hz	Power jack	Connected to a power receptacle using the power cable included with the package to supply power to the switch.
⏚	Grounding terminal	Connected to a protection ground cable for lightning protection.

Note
To ensure the performance of the switch in Extend mode, use CAT5E or better Ethernet cables and set the speed and duplex mode of the ports of peer devices to Auto Negotiation.

Appendix A Specifications

Model		TEF1118P-16-150W	TEF1126P-24-250W
Port	10/100 Mbps RJ45	16	24
	10/100/1000 Mbps RJ45	1	1
	SFP (independent)	1	1
	Lightning protection	6 kV	
	Mode	**CCTV**: In this mode, the port cache is optimized and PoE ports 1-8 have higher priorities over the other ports. If multiple IP cameras are connected to the switch, you are recommended to enable this mode and connect the G1 or SFP1 port of this switch to the upstream device to which the monitoring computer connects. This ensures smoother monitoring video playback. All the ports of the switch can communicate with each other. **Standard (default)**: In this mode, the switch functions as a common unmanaged switch and all the ports of the switch can communicate with each other. **VLAN**: In this mode, the PoE ports of the switch cannot communicate with each other, but can communicate with the G1 and SFP1 ports. **Extend**: In this mode, the data rate of each of PoE ports 1-8 is limited to 10 Mbps, whereas the maximum transmission distance of the port is increased to 250 meters. All the ports of the switch can communicate with each other.	
Performance	Store-and-forward	Support	
	MAC address table	4k	
	MAC address learning	Automatic learning/Aging	
	Backplane bandwidth	7.2 Gbps	8.8 Gbps
PoE	PoE power supply standard	IEEE 802.3af and IEEE 802.3at	
	PoE power cable core	8 cores	
	PoE port	1-16	1-24
	Maximum power output of one port	30W	30W
	Maximum power output of switch	135W	225W
Dimensions (L x W x H)		294mm*178.8mm*44mm	294mm*215mm*44mm

Model		TEF1118P-16-150W	TEF1126P-24-250W
Input Voltage		100~240V AC, 50/60Hz	
Environments	Operating environment	Operating temperature: 0°C-40°C Operating humidity: 10%-90%RH, non-condensing	
	Storage environment	Storage temperature: -40°C-70°C Storage humidity: 5%-90%RH, non-condensing	
Data Rate		Ethernet: 10 Mbps (half-duplex)/20 Mbps (full-duplex) Fast Ethernet: 100 Mbps (half-duplex)/200 Mbps (full-duplex) Gigabit Ethernet: 2000 Mbps (full-duplex)	
Network Medium		Ethernet: CAT3 or better UTP/STP cable Fast Ethernet: CAT5 or better UTP/STP cable Gigabit Ethernet: CAT5E or CAT6 UTP/STP cable (recommended) 1000Base-SX: MMF 1000Base-LX: MMF or SMF	
Network Standard		IEEE 802.3, IEEE 802.3u, IEEE 802.3ab, IEEE 802.3af, IEEE 802.3at, IEEE 802.3x, and IEEE 802.3z	

CE EAC

CE Mark Warning

This is a Class A product. In a domestic environment, this product may cause radio interference, in which case the user may be required to take adequate measures.

NOTE: (1) The manufacturer is not responsible for any radio or TV interference caused by unauthorized modifications to this equipment.
(2) To avoid unnecessary radiation interference, it is recommended to use a shielded RJ45 cable.

FC

FCC Statement

This equipment has been tested and found to comply with the limits for a Class A digital device, pursuant to Part 15 of the FCC Rules. These limits are designed to provide reasonable protection against harmful interference when the equipment is operated in a commercial environment.
This equipment generates, uses, and can radiate radio frequency energy and, if not installed and used in accordance with the instruction manual, may cause harmful interference to radio communications. Operation of this equipment in a residential area is likely to cause harmful interference in which case the user will be required to correct the interference at his own expense.

This device complies with Part 15 of the FCC Rules. Operation is subject to the following two conditions: (1) this device may not cause harmful interference, and (2) this device must accept any interference received, including interference that may cause undesired operation.

Caution!

Any changes or modifications not expressly approved by the party responsible for compliance could void the user's authority to operate the equipment.

NOTE: (1) The manufacturer is not responsible for any radio or TV interference caused by unauthorized m odifications to this equipment.
(2) To avoid unnecessary radiation interference, it is recommended to use a shielded RJ45 cable.

RECYCLING

This product bears the selective sorting symbol for Waste electrical and electronic equipment (WEEE). This means that this product must be handled pursuant to European directive 2012/19/EU in order to be recycled or dismantled to minimize its impact on the environment. User has the choice to give his product to a competent recycling organization or to the retailer when he buys new electrical or electronic equipment.

Producto	NOMBRE DEL PRODUCTO: Switch de 16 puertos 10/100Mbps + 1 Gigabit/SFP con 16 puertos PoE Modelo: TEF1118P-16-150W	
Alimentador de Energía: TEF1118P-16-150W Alimentación: 100-240 ca 50Hz/60Hz, 2.0A Salida: 53.5V cc 2.8A		NOM NYCE
PAIS DE ORIGEN: CHINA		

Producto	NOMBRE DEL PRODUCTO: Switch de 24 puertos 10/100Mbps + 1 Gigabit/SFP con 24 puertos PoE Modelo: TEF1126P-24-250W	
Alimentador de Energía: TEF1126P-24-250W Alimentación: 100-240 ca 50Hz/60Hz, 4.0A Salida: 53.5V cc 4.7A		NOM NYCE
PAIS DE ORIGEN: CHINA		

Technical Support

United States Hotline: 1-800-570-5892
Canada Hotline: 1-888-998-8966
Hong Kong Hotline: 00852-81931998
Skype: Tendasz
Website: http:// www.tendacn.com
E-mail: support@tenda.com.cn
Address Info: 6-8 Floor, Tower E3, No.1001, Zhongshanyuan Road, Nanshan District, Shenzhen, China. 518052

Copyright

©2017 Shenzhen Tenda Technology Co., Ltd. All rights reserved.
Tenda is a registered trademark legally held by Shenzhen Tenda Technology Co., Ltd. Other brand and product names mentioned herein are trademarks or registered trademarks of their respective holders. Specifications are subject to change without notice.

Español

Modelo		TEF1118P-16-150W	TEF1126P-24-250W
Puerto	10/100 Mbps RJ45	16	24
	10/100/1000 Mbps RJ45	1	1
	SFP (independiente)	1	1
	Protección contra rayos	6 kV	
	Modo	**CCTV**: En este modo, la caché de puerto está optimizada y los puertos PoE 1-8 tienen prioridad sobre los demás puertos. Si hay varias cámaras IP conectadas al conmutador, se recomienda activar este modo y conectar el puerto G1 o SFP1 de este conmutador al dispositivo de subida al que está conectado el ordenador de supervisión. Esto garantizará que el vídeo de supervisión se reproduzca sin problemas. Todos los puertos del conmutador pueden comunicarse entre sí. **Standard (predeterminado)**: En este modo, las funciones del conmutador como conmutador no administrado común y todos los puertos del conmutador pueden comunicarse entre sí. **VLAN**: En este modo, los puertos PoE del conmutador no pueden comunicarse entre sí pero pueden comunicarse con los puertos G1 y SFP1. **Extend**: En este modo, la velocidad de datos de los puertos PoE 1-8 está limitada a 10 Mbps y la distancia de transmisión máxima del puerto aumenta a 250 metros. Todos los puertos del conmutador pueden comunicarse entre sí.	
Rendimiento	Almacenar y retransmitir	Admitido	
	Tabla de direcciones MAC	4k	
	Aprendizaje de direcciones MAC	Aprendizaje automático / vencimiento	
	Ancho de banda del backplane	7,2 Gbps	8,8 Gbps
PoE	Estándar de la fuente de alimentación PoE	IEEE 802.3af, IEEE 802.3at	
	Núcleo del cable de alimentación PoE	8 cores	
	Puerto PoE	1-16	1-24
	Potencia de salida máxima de un puerto	30W	30W
	Potencia de salida máxima del conmutador	135W	225W
Dimensiones (L x An x Al)		294mm*178.8mm*44mm	294mm*215mm*44mm
Voltaje de entrada		100~240 V CA; 50/60 Hz	
Entornos	Entorno de funcionamiento	Temperatura de funcionamiento: De 0 a 40 °C Humedad de funcionamiento: 10-90 % HR, sin condensación	
	Entorno de almacenamiento	Temperatura de almacenamiento: De -40 a 70 °C Humedad de almacenamiento: 5-90 % HR, sin condensación	
Velocidad de datos		Ethernet: 10 Mbps (dúplex medio) / 20 Mbps (dúplex completo) Fast Ethernet: 100 Mbps (dúplex medio) / 200 Mbps (dúplex completo) Gigabit Ethernet: 2000 Mbps (dúplex completo)	
Medio de red		Ethernet: Cable CAT3 o UTP/STP (recomendado) Fast Ethernet: Cable CAT5 o UTP/STP (recomendado) Gigabit Ethernet: Cable CAT5E o UTP/STP CAT6 (recomendado) 1000Base-SX: MMF 1000Base-LX: MMF o SMF	
Estándar de red		IEEE 802.3, IEEE 802.3u, IEEE 802.3ab, IEEE 802.3af, IEEE 802.3at, IEEE 802.3x, IEEE 802.3z	

Italiano

Modello		TEF1118P-16-150W	TEF1126P-24-250W
Porte	RJ45 10/100 Mbps	16	24
	RJ45 10/100/1000 Mbps	1	1
	SFP (indipendente)	1	1
	Protezione contro i fulmini	6 kV	
	Modalità	**CCTV**: In questa modalità la cache della porta è ottimizzata e le porte PoE 1-8 hanno priorità superiore rispetto alle altre porte. Se più telecamere IP sono connesse allo switch, si raccomanda di attivare questa modalità e connettere la porta SFP1 o G1 al dispositivo a monte a cui il computer di monitoraggio si connette. Ciò assicura una riproduzione più fluida del video di sorveglianza. **Standard (default)**: In questa modalità, l'unità opera come comune switch non gestito e tutte le porte possono comunicare tra loro. **VLAN**: In questa modalità, le porte PoE dello switch non possono comunicare tra loro, ma possono comunicare con le porte SFP1 e G1. **Extend**: In questa modalità, la velocità dei dati di ciascuna delle porte PoE 1-8 è limitata a 10 Mbps, mentre la distanza massima di trasmissione della porta viene aumentata a 250 metri. Tutte le porte dello switch possono comunicare tra loro.	
Prestazioni	Store-and-forward	Supportato	
	Tabella degli indirizzi MAC	4k	
	Apprendimento degli indirizzi MAC	Apprendimento/aging automatico	
	Larghezza di banda del backplane	7.2 Gbps	8.8 Gbps
PoE	Standard di alimentazione PoE	IEEE 802.3af e IEEE 802.3at	
	Nucleo del cavo di alimentazione PoE	8 nuclei	
	Porta PoE	1-16	1-24
	Potenza massima di una porta	30W	30W
	Potenza massima dello switch	135W	225W
Dimensioni (L x P x A)		294mm*178.8mm*44mm	294mm*215mm*44mm
Tensione di ingresso		100~240V CA, 50/60Hz	
Dati ambientali	Ambiente operativo	Temperatura di funzionamento: 0°C-40°C Umidità di funzionamento: 10%-90%RH, senza condensa	
	Ambiente di immagazzinaggio	Temperatura d'immagazzinaggio: -40°C-70°C Umidità di immagazzinaggio: 5%-90%RH, senza condensa	
Velocità dati		Ethernet: 10 Mbps (half-duplex)/20 Mbps (full-duplex) Fast Ethernet: 100 Mbps (half-duplex)/200 Mbps (full-duplex) Gigabit Ethernet: 2000 Mbps (full-duplex)	
Supporto di rete		Ethernet: Cavo UTP/STP CAT3 o migliore Fast Ethernet: Cavo UTP/STP CAT5 o migliore Gigabit Ethernet: Cavo UTP/STP CAT5E o CAT6 oppure migliore 1000Base-SX: MMF 1000Base-LX: MMF o SMF	
Standard di rete		IEEE 802.3, IEEE 802.3u, IEEE 802.3ab, IEEE 802.3af, IEEE 802.3at, IEEE 802.3x e IEEE 802.3z	

Português

Modelo		TEF1118P-16-150W	TEF1126P-24-250W
Porta	10/100 Mbps RJ45	16	24
	10/100/1000 Mbps RJ45	1	1
	SFP (independente)	1	1
	Proteção contra raios	6 kV	
	Modo	**CCTV**: Neste modo, a cache da porta está otimizada e as portas PoE 1-8 têm prioridades mais elevadas sobre as outras portas. Se estiverem ligadas ao comutador múltiplas câmaras de IP, recomenda-se que ative este modo e ligue a porta G1 ou SFP1 deste interruptor ao dispositivo a montante ao qual se liga o computador de monitorização. Isso garante uma melhor monitorização da reprodução de vídeo. Todas as portas do comutador podem comunicar umas com as outras. **Standard (por defeito)**: Neste modo, o comutador funciona como um interruptor comum não controlado e todas as portas do comutador podem comunicar umas com as outras. **VLAN**: Neste modo, as portas PoE do comutador não podem comunicar umas com as outras, mas podem comunicar com as portas G1 e SFP1. **Extend**: Neste modo, a taxa de dados de cada uma das portas PoE 1-8 é limitada a 10 Mbps, considerando que a distância máxima de transmissão da porta é aumentada para 250 metros. Todas as portas do comutador podem comunicar umas com as outras.	
Desempenho	Armazenamento e ncaminhamento	Support	
	Tabela de endereços MAC	4k	
	Aprendizagem de endereços MAC	Aprendizagem/envelhecimento automático	
	Largura de banda de backplane	7.2 Gbps	8.8 Gbps
PoE	Norma de fornecimento de energia PoE	IEEE 802.3af e IEEE 802.3at	
	Núcleo de cabo de energia PoE	8 núcleos	
	Porta de PoE	1-16	1-24
	Máxima potência de saída de uma porta	30W	30W
	Máxima potência de saída do comutador	135W	225W
Dimensões (C x L x A)		294mm*178.8mm*44mm	294mm*215mm*44mm
Tensão de entrada		100~240V CA, 50/60Hz	
Ambientes	Ambiente operacional	Temperatura de funcionamento: 0°C-40°C Humidade de funcionamento: 10%-90%RH, sem condensação	
	Ambiente de armazenamento	STemperatura de armazenamento: -40°C-70°C Humidade de armazenamento: 5%-90%RH, sem condensação	
Taxa de dados		Ethernet: 10 Mbps (half-duplex)/20 Mbps (full-duplex) Ethernet rápida: 100 Mbps (half-duplex)/200 Mbps (full-duplex) Gigabit Ethernet: 2000 Mbps (full-duplex)	
Meio de rede		Ethernet: CAT3 ou melhor, cabo UTP/STP Ethernet rápida: CAT5 ou melhor, cabo UTP/STP Gigabit Ethernet: Cabo CAT5E ou CAT6 UTP/STP (recomendado) 1000Base-SX: MMF 1000Base-LX: MMF ou SMF	
Norma de rede		IEEE 802.3, IEEE 802.3u, IEEE 802.3ab, IEEE 802.3af, IEEE 802.3at, IEEE 802.3x, e IEEE 802.3z	

Deutsch

Modell		TEF1118P-16-150W	TEF1126P-24-250W
Port	10/100 Mbps RJ45	16	24
	10/100/1000 Mbps RJ45	1	1
	SFP (unabhängig)	1	1
	Blitzschutz	6 kV	
	Modus	**CCTV**: In diesem Modus ist der Port-Cache optimiert und die PoE-Ports 1-8 haben eine höhere Priorität als die anderen Ports. Wenn mehrere IP-Kameras an den Schalter angeschlossen sind, empfehlen wir Ihnen, dass Sie diesen Modus aktivieren und den G1- oder SFP1-Port dieses Schalters an das Upstream-Gerät anschließen, an das der Überwachungscomputer angeschlossen ist. Dies gewährleistet eine glattere Wiedergabe des Überwachungsvideos. Alle Ports des Schalters können miteinander kommunizieren. **Standard (Voreinstellung)**: In diesem Modus funktioniert der Schalter als allgemein nicht verwalteter Schalter und alle Ports des Schalters können miteinander kommunizieren. **VLAN**: In diesem Modus können die PoE Ports des Schalters nicht miteinander kommunizieren, aber Sie können mit den G1- und SFP1-Ports kommunizieren. **Extend**: In diesem Modus ist die Datenrate der PoE-Ports 1-8 auf 10 Mbps beschränkt, während die maximale Übertragungsdistanz des Ports auf 250 Meter erhöht wird. Alle Ports des Schalters können miteinander kommunizieren.	
Prestazioni	Speichern und weiterleiten	Unterstützt	
	MAC-Adressentabelle	4k	
	MAC-Adressenlernen	Automatisches Lernen/Altern	
	Backplane-Bandbreite	7,2 Gbps	8,8 Gbps
PoE	PoE Stromversorgungsstandard	IEEE 802.3af e IEEE 802.3at	
	Anzahl der PoE Netzkabeladern	8-adrig	
	PoE-Port	1-16	1-24
	Maximale Leistung eines Ports	30W	30W
	Maximale Leistung des Schalters	135W	225W
Abmessungen (L x B x H)		294mm*178.8mm*44mm	294mm*215mm*44mm
Nennspannung		100~240V AC, 50/60Hz	
Umgebungen	Betriebsumgebung	Betriebstemperatur: 0°C-40°C Betriebsfeuchtigkeit: 10%-90%RH, nicht kondensierend	
	Lagerumgebung	Lagertemperatur: -40°C-70°C Lagerfeuchtigkeit: 5%-90%RH, nicht kondensierend	
Datenrate		Ethernet: 10 Mbps (Halbduplex)/20 Mbps (Vollduplex) Schnelles Ethernet: 100 Mbps (Halbduplex)/200 Mbps (Vollduplex) Gigabit Ethernet: 2000 Mbps (Vollduplex)	
Netzwerkmedium		Ethernet: CAT3 oder besser UTP/STP Kabel Schnelles Ethernet: CAT5 oder besser UTP/STP Kabel Gigabit Ethernet: CAT5E oder CAT6 UTP/STP Kabel (empfohlen) 1000Base-SX: MMF 1000Base-LX: MMF oder SMF	
Netzwerkstandard		IEEE 802.3, IEEE 802.3u, IEEE 802.3ab, IEEE 802.3af, IEEE 802.3at, IEEE 802.3x und IEEE 802.3z	

Polski

Model		TEF1118P-16-150W	TEF1126P-24-250W
Port	10/100 Mbps RJ45	16	24
	10/100/1000 Mbps RJ45	1	1
	SFP (niezależny)	1	1
	Ochrona przed piorunami	6 kV	
	Tryb	**CCTV**: W tym trybie cache portu jest zoptymalizowany, a porty PoE 1-8 mają wyższe niż inne priorytet. W przypadku podłączenia do switcha wielu kamer IP, zaleca się włączenie tego trybu i podłączenie portu G1 lub SFP1 switcha do urządzenia upstream, z którym połączony jest komputer monitorujący. Zapewnia to sprawne monitorowanie i odtwarzanie wideo. Wszystkie porty switcha mogą się ze sobą komunikować. **Standard (domyślnie)**: W tym trybie, switch funkcjonuje jako zwyczajny, niezarządzany przełącznik i wszystkie jego porty mogą się ze sobą komunikować. **VLAN**: W tym trybie, porty PoE swticha nie mogą się ze sobą komunikować, za mogą się one komunikować z portami G1 i SFP1/ **Extend**: W tym trybie, szybkość przepływu danych przez każdy z portów PoE 1-8 jest ograniczona do 10 Mbps przy maksymalnej odległości transmisji portów zwiększonej do 250 metrów. Wszystkie porty switcha mogą się ze sobą komunikować.	
Wydajność	Zachowuj-i-przekierowuj	Wsparcie	
	Tabela adresów MAC	4k	
	Nauka adresów MAC	Automatyczna nauka/zapominanie	
	Przepustowość płyty bazowej	7.2 Gbps	8.8 Gbps
PoE	Norma de fornecimento de energia PoE	IEEE 802.3af oraz IEEE 802.3at	
	Rdzeń kabla zasilającego PoE	8 núcleos	
	Port PoE	1-16	1-24
	Maksymalna wyjściowa moc jednego portu	30W	30W
	Maksymalna wyjściowa moc switcha	135W	225W
Wymiary (dł. x szer. x wys.)		294mm*178.8mm*44mm	294mm*215mm*44mm
Moc wejściowa		100~240V AC, 50/60Hz	
Środowisko	Środowisko pracy	Temperatura pracy: 0°C-40°C Wilgotność pracy: 10%-90%RH, bez kondensacji	
	Środowisko przechowywania	Temperatura przechowywania: -40°C-70°C Wilgotność przechowywania: 5%-90%RH, bez kondensacji	
Szybkość przepływu danych		Ethernet: 10 Mbps (half-duplex)/20 Mbps (full-duplex) Szybki Ethernet 100 Mbps (half-duplex)/200 Mbps (full-duplex) Gigabit Ethernet: 2000 Mbps (full-duplex)	
Sieć		Ethernet: CAT3 lub lepiej kabel UTP/STP Szybki Ethernet CAT5 lub lepiej kabel UTP/STP Gigabit Ethernet: CAT5E lub kabel CAT6 UTP/STP (zalecane) 1000Base-SX: MMF 1000Base-LX: MMF lub SMF	
Standard sieci		IEEE 802.3, IEEE 802.3u, IEEE 802.3ab, IEEE 802.3af, IEEE 802.3at, IEEE 802.3x oraz IEEE 802.3z	

Français

Modèle		TEF1118P-16-150W	TEF1126P-24-250W
Port	RJ45 10/100 Mbps	16	24
	RJ45 10/100/1000 Mbps	1	1
	SFP (indépendant)	1	1
	Protection contre la foudre	6 kV	
	Mode	**CCTV** : Avec ce mode, le cache du port est optimisé et les ports PoE 1 à 8 ont une priorité plus élevée sur les autres ports. Si plusieurs caméras IP sont connectées au commutateur, il est recommandé d'activer ce mode et de connecter le port G1 ou SFP1 de ce commutateur allant vers l'appareil en amont sur lequel l'ordinateur de surveillance est connecté. Cela assurera une lecture plus fluide de la vidéosurveillance. Tous les ports du commutateur peuvent communiquer entre eux. **Standard (par défaut)** : avec ce mode, le commutateur fonctionne comme étant commun et non géré et tous ses ports peuvent communiquer entre eux. **VLAN**: avec ce mode, les ports PoE du commutateur ne peuvent pas communiquer entre eux, mais avec les ports G1 et SFP1. **Extend**: avec ce mode, le débit de données de chaque port PoE de 1 à 8 est limité à 10 Mbps, tandis que la distance de transmission maximale du port est augmentée de 250 mètres. Tous les ports du commutateur peuvent communiquer entre eux.	
Performance	Mode différé	Support	
	Tableau des adresses MAC	4k	
	Apprentissage des adresses MAC	Apprentissage automatique/péremption	
	Largeur de bande de face arrière	7,2 Gbps	8,8 Gbps
PoE	Norme d'alimentation électrique PoE	IEEE 802.3af et IEEE 802.3at	
	Âmes des câbles d'alimentation PoE	8 âmes	
	Port PoE	1-16	1-24
	Puissance maximale de sortie sur un port	30W	30W
	Puissance maximale de sortie du commutateur	135W	225W
Dimensions (L x W x H)		294mm*178.8mm*44mm	294mm*215mm*44mm
Tension d'entrée		100~240 V CA, 50/60 Hz	
Environements	Environnement opérationnel	Température de fonctionnement : 0 °C - 40 °C Humidité en fonctionnement : 10 % - 90 % HR, sans condensation	
	Environnement de stockage	Température de stockage : -40 °C - 70 °C Humidité de stockage : 5 % - 90 % HR sans condensation	
Débit de données		Ethernet : 10 Mbps (semi-duplex)/20 Mbps (duplex intégral) Fast Ethernet: 100 Mbps (semi-duplex)/200 Mbps (duplex intégral) Gigabit Ethernet: 2000 Mbps (duplex intégral)	
Support réseau		Ethernet: câble CAT3 ou au mieux UTP/STP Fast Ethernet: câble CAT5 ou au mieux UTP/STP Gigabit Ethernet: câble CAT5E ou CAT6 UTP/STP (recommandé) 1000Base-SX : MMF 1000Base-LX : MMF ou SMF	
Norme du réseau		IEEE 802.3, IEEE 802.3u, IEEE 802.3ab, IEEE 802.3af, IEEE 802.3at, IEEE 802.3x et IEEE 802.3z	

Română

Model		TEF1118P-16-150W	TEF1126P-24-250W
Port	10/100 Mbps RJ45	16	24
	10/100/1000 Mbps RJ45	1	1
	SFP (independent)	1	1
	Protecție împotriva descărcărilor electrice	6 kV	
	Mod	**CCTV**: în acest mod, memoria portul este optimizată și porturile PoE 1 – 8 au prioritate mai mare față de celelalte porturi. Dacă la întrerupător sunt conectate mai multe camere IP, vă recomandăm să activați acest mod și să conectați portul G1 sau SFP1 al acestui întrerupător la dispozitivul aflat înaintea acestuia la care se conectează calculatorul de monitorizare. Acest lucru asigură o redare video fără întreruperi. Toate porturile întrerupătorului pot comunica între ele. **Standard (implicit)**: În acest mod, întrerupătorul funcționează ca un întrerupător obișnuit negestionat și toate porturile acestuia pot comunica între ele. **VLAN**: În acest mod, porturile PoE ale întrerupătorului nu pot comunica între ele, dar pot comunica cu porturile G1 și SFP1. **Extend**: În acest mod, rata de date a fiecăruia dintre porturile PoE 1 - 8 este limitată la 10 Mbps, iar distanța maximă de transmisie a portului crește la 250 de metri. Toate porturile întrerupătorului pot comunica între ele.	
Performanță	Stocare și derulare înainte	Asistență	
	Tabel adresă MAC	4k	
	Învățare adresă MAC	Învățare/datare automată	
	Lungime de bandă placă de conectare	7,2 Gbps	8,8 Gbps
PoE	Sursă de alimentare PoE standard	IEEE 802.3af și IEEE 802.3at	
	Conductor cablu de alimentare PoE	8 conductori	
	Port PoE	1-16	1-24
	Puterea maximă de ieșire a unui port	30W	30W
	Puterea maximă de ieșire a întrerupătorului	135W	225W
Dimensiuni (L x l x Î)		294mm*178.8mm*44mm	294mm*215mm*44mm
Tensiune de intrare		100 ~ 240 Vc.a., 50/60 Hz	
Medii	Mediu de funcționare	Temperatura de funcționare: 0 °C - 40 °C Umiditate de funcționare: 10 % - 90 % RH, fără condensare	
	Mediu de depozitare	Temperatura de depozitare: - 40 °C - 70 °C Umiditate de depozitare: 5 % - 90 % RH, fără condensare	
Rată transfer date		Ethernet: 10 Mbps (half-duplex)/20 Mbps (full-duplex) Fast Ethernet: 100 Mbps (half-duplex)/200 Mbps (full-duplex) Gigabit Ethernet: 2000 Mbps (full-duplex)	
Mediu rețea		Ethernet: Cablu CAT3 sau mai bine UTP/STP Fast Ethernet: Cablu CAT5 sau mai bine UTP/STP Gigabit Ethernet: Cablu CAT5E sau CAT6 UTP/STP (recomandat) 1000Base-SX: MMF 1000Base-LX: MMF sau SMF	
Standard rețea		IEEE 802.3, IEEE 802.3u, IEEE 802.3ab, IEEE 802.3af, IEEE 802.3at, IEEE 802.3x și IEEE 802.3z	

Magyar

Model		TEF1118P-16-150W	TEF1126P-24-250W
Port	10/100 Mb/s RJ45	16	24
	10/100/1000 Mb/s RJ45	1	1
	SFP (független)	1	1
	Villámcsapás védelem	6 kV	
	Módok	**CCTV**: Ebben a módban a port gyorsítótár optimalizált és az 1-8 számú PoE portoknak magasabb prioritása van a többi porttal szemben. Ha több IP kamera csatlakozik a switch-hez, ajánlott ennek a módnak az engedélyezése és a switch G1 vagy SFP1 portjához csatlakoztatni a felügyelő számítógéphez kapcsolódó upstream eszközt. Ez biztosítja a videolejátszás simább felügyeletét. **Standard (alapértelmezett)**: Ebben az üzemmódban a switch közös felügyelet nélküli switch-ként működik, és az összes portja képes kommunikálni egymással. **VLAN**: Ebben a módban a switch PoE portjai nem képesek kommunikálni egymással, de képesek kommunikálni a G1 és az SFP1 portokkal. **Extend**: Ez a mód a switch 1-8 számú PoE portjainak a sebességét egyenként 10 Mb/s-ban limitálja, míg a portok maximális átviteli távolságát 250 méterre növeli. A switch összes portja képes kommunikálni egymással.	
Működés	Tárolás és továbbítás	Támogatott	
	MAC cím táblázat	4k	
	MAC címtanulás	Automatikus tanulás/avulás	
	Backplane sávszélesség	7,2 Gb/s	8,8 Gb/s
PoE	PoE tápellátási szabvány	IEEE 802.3af and IEEE 802.3at	
	PoE tápkábel erek száma	8-adrig	
	PoE port	1-16	1-24
	Maximális kimeneti teljesítmény egy porton	30W	30W
	Switch maximális kimeneti teljesítménye	135W	225W
Méretek (H x SZ x M)		294mm*178.8mm*44mm	294mm*215mm*44mm
Bemeneti feszültség		100~240V AC, 50/60Hz	
Környezet típusok	Működési környezet	Működési hőmérséklet: 0°C-40°C Működési páratartalom: 10%-90%RH, nem kicsapodó	
	Tárolási környezet	Tárolási hőmérséklet: -40°C-70°C Tárolási páratartalom: 5%-90%RH, nem kicsapódó	
Adatátviteli sebesség		Ethernet: 10 Mb/s (half-duplex)/20 Mb/s (full-duplex) Fast Ethernet: 100 Mb/s (half-duplex)/200 Mb/s (full-duplex) Gigabit Ethernet: 2000 Mb/s (full-duplex)	
Hálózati közeg		Ethernet: CAT3 vagy gyorsabb UTP/STP kábel Fast Ethernet: CAT5 vagy gyorsabb UTP/STP kábel Gigabit Ethernet: CAT5E vagy CAT6 UTP/STP kábel (ajánlott) 1000Base-SX: MMF 1000Base-LX: MMF vagy SMF	
Hálózati szabványok		IEEE 802.3, IEEE 802.3u, IEEE 802.3ab, IEEE 802.3af, IEEE 802.3at, IEEE 802.3x és IEEE 802.3z	

Русский

Модель		TEF1118P-16-150W	TEF1126P-24-250W
Порт	10/100 Mbps RJ45	16	24
	10/100/1000 Mbps RJ45	1	1
	SFP (независимый)	1	1
	Молниезащита	6 kV	
	Режим	**CCTV**: ЕВ этом режиме кэш порта оптимизируется, а порты 1-8 PoE имеют более высокие приоритеты по сравнению с другими портами. Если к коммутатору подключено несколько IP-камер, рекомендуется включить этот режим и подключить порт G1 или SFP1 этого коммутатора к восходящему устройству, к которому подключается компьютер мониторинга. Это обеспечивает более плавное воспроизведение видео. Все порты коммутатора могут взаимодействовать друг с другом. **Standard (по умолчанию)**: в этом режиме коммутатор функционирует как обычный неуправляемый коммутатор, и все порты коммутатора могут взаимодействовать друг с другом. **VLAN**: В этом режиме порты PoE коммутатора не могут связываться друг с другом, но могут связываться с портами G1 и SFP1. **Extend**: в этом режиме скорость передачи данных каждого из портов 1-8 PoE ограничена до 10 Mbps, в то время как максимальная дальность передачи порта увеличивается до 250 метров. Все порты коммутатора могут взаимодействовать друг с другом.	
Характеристика	С промежуточной буферизацией	Поддержка	
	Таблица MAC-адресов	4k	
	Изучение MAC-адресов	Автоматическое изучение/Старение	
	Пропускная способность объединительной платы	7.2 Gbps	8.8 Gbps
PoE	Стандарт электропитания PoE	IEEE 802.3af и IEEE 802.3at	
	Жила силового кабеля PoE	8 жил	
	PoE-порт	1-16	1-24
	Максимальная выходная мощность одного порта	30W	30W
	Максимальная выходная мощность коммутатора	135W	225W
Размеры (Д x Ш x В)		294mm*178.8mm*44mm	294mm*215mm*44mm
ТВходное напряжение		100~240V AC, 50/60Hz	
Окружающая среда	Рабочая среда	ТРабочая температура: 0°C-40°C Рабочая влажность: 10%-90%RH, без конденсации	
	Условия хранения	Температура хранения: -40°C-70°C Влажность при хранении: 5%-90%RH, без конденсации	
Скорость передачи данных		Ethernet: 10 Mbps (полудуплекс)/20 Mbps (полный дуплекс) Быстрый Ethernet: 100 Mbps (полудуплекс)/200 Mbps (полный дуплекс) Гигабит Ethernet: 2000 Mbps (полный дуплекс)	
Сетевой носитель		Ethernet: CAT3 или лучший UTP/STP кабель Быстрый Ethernet: CAT5 или лучший UTP/STP кабель Гигабит Ethernet: CAT5E или CAT6 UTP/STP кабель (рекомендовано) 1000Base-SX: MMF 1000Base-LX: MMF или SMF	
Стандарт сети		IEEE 802.3, IEEE 802.3u, IEEE 802.3ab, IEEE 802.3af, IEEE 802.3at, IEEE 802.3x, и IEEE 802.3z	

Türk

Model		TEF1118P-16-150W	TEF1126P-24-250W
Port	10/100 Mbps RJ45	16	24
	10/100/1000 Mbps RJ45	1	1
	SFP (bağımsız)	1	1
	Yıldırımdan korunma	6 kV	
	Mod	**CCTV**: Bu modda port önbelleği optimize edilmiştir ve 1-8 arası PoE portları diğer portlara göre daha yüksek önceliğe sahiptir. Eğer switch'e birden fazla IP kamera bağlı ise, bu modu etkinleştirmeniz ve bu switch'in G1 veya SFP1 portunu, izleme bilgisayarının bağlandığı üst cihaza bağlamanız önerilir. Bu, daha sorunsuz izleme videosu oynatmayı sağlar. Switch'in tüm portları birbiriyle iletişim kurabilir. **Standard (varsayılan)**: Bu modda switch, ortak olarak yönetilmeyen bir switch olarak çalışır ve switch'in tüm portları birbiriyle iletişim kurabilir. **VLAN**: Bu modda, switch'in PoE portları birbiriyle iletişim kuramaz, ancak G1 ve SFP1 portları ile iletişim kurabilir. **Extend**: Bu modda, switch'in her bir 1-8 arası PoE portunun veri oranı 10 Mbps ile sınırlandırılmıştır, portun maksimum iletim mesafesi 250 metreye artırılmıştır. Switch'in tüm portları birbiriyle iletişim kurabilir.	
Performans	Sakla ve ilet	Destekleniyor	
	MAC adres tablosu	4k	
	MAC adres öğrenme	Otomatik öğrenme/Eskime	
	Arka düzlem bant genişliği	7.2 Gbps	8.8 Gbps
PoE	PoE güç kaynağı standardı	IEEE 802.3af ve IEEE 802.3at	
	PoE güç kablosu çekirdeği	8 çekirdek	
	PoE portu	1-16	1-24
	Bir portun maksimum güç çıkışı	30W	30W
	Switch'in maksimum güç çıkışı	135W	225W
Ebatları (L x W x H)		294mm*178.8mm*44mm	294mm*215mm*44mm
Giriş Gerilimi		100~240V AC, 50/60Hz	
Ortamlar	Çalışma ortamı	Çalışma sıcaklığı: 0°C-40°C Çalışma nemi: 10%-90%RH, yoğuşmasız	
	Saklama ortamı	Çalışma sıcaklığı: -40°C-70°C Çalışma nemi: 5%-90%RH, yoğuşmasız	
Veri Oranı		Ethernet: 10 Mbps (yarı çift yönlü)/20 Mbps (tam çift yönlü) Hızlı Ethernet: 100 Mbps (yarı çift yönlü)/200 Mbps (tam çift yönlü) Gigabit Ethernet: 2000 Mbps (tam çift yönlü)	
Ağ Aracı		Ethernet: CAT3 veya yukarı UTP/STP kablosu Hızlı Ethernet: CAT5 veya yukarı UTP/STP kablosu Gigabit Ethernet: CAT5E veya CAT6 UTP/STP kablosu (önerilen) 1000Base-SX: MMF 1000Base-LX: MMF or SMF	
Ağ Standardı		IEEE 802.3, IEEE 802.3u, IEEE 802.3ab, IEEE 802.3af, IEEE 802.3at, IEEE 802.3x, and IEEE 802.3z	

指示灯

指示灯	状态	说明
G1	长亮	G1端口已连接。
	闪烁	G1端口正在传输数据。
	熄灭	G1端口未连接，或连接异常。
Link/Act	长亮	对应端口已连接。
	闪烁	对应端口正在传输数据。
	熄灭	对应端口未连接，或连接异常。
SFP1	长亮	SFP1端口已连接。
	熄灭	SFP1端口未连接，或连接异常。
PoE-MAX	长亮	PoE总供电功率达到预警功率，受电设备供电正常。
	闪烁	PoE总供电功率超出最大供电功率，部分受电设备供电异常。
	熄灭	PoE总供电功率未达到预警功率，受电设备供电正常。
Power	长亮	供电正常。
	熄灭	未通电，或供电异常。

端口、开关等

丝印	名称	说明
1~16/24	下联端口	PoE端口，10/100Mbps自适应，为符合IEEE 802.3af或IEEE 802.3at标准的受电设备传输数据和电力。
G1	上联电口	非PoE端口，10/100/1000Mbps自适应，用于连接到路由器或中心交换设备。
SFP1	上联光口	独立的千兆SFP端口，用于连接到路由器或中心交换设备。
监控模式 标准共享 网络隔离 网络延长	网络模式开关	监控模式：此模式下，交换机优化端口缓存，1~8口为高优先级端口，所有端口之间可以相互通信。 当交换机下联多个网络摄像头时，建议启用监控模式，并将G1或SFP1口接到已连接监控电脑的上联设备，使监控画面更流畅。 标准共享：默认模式，此模式下，交换机为普通非网管型交换机，所有端口之间可以相互通信。 网络隔离：此模式下，交换机的下联端口之间不能相互通信，只能与G1和SFP1口进行通信。 网络延长：此模式下，交换机的1~8口速率降为10Mbps，最远传输距离可达250米；所有端口之间可以相互通信。 *在网络延长模式下，为了保证视频数据传输的及时性，建议将码流调整到8Mbps以下。
AC 100-240V 50/60Hz	电源接口	用包装盒内配套的电源线连接电源接口到电源插座，给交换机供电。
⏚	接地端子	连接保护地线，以防雷击。

提示
为了确保网络延长模式使用效果，请使用超五类及以上网线，并且设置对端设备端口的速率和双工模式为“自动协商”。

产品规格

产品型号		TEF1118P-16-150W	TEF1126P-24-250W
端口	10/100Mbps RJ45	16	24
	10/100/1000Mbps RJ45	1	1
	SFP（独立）	1	1
	防雷	6kV	
	四种模式	监控模式：此模式下，交换机优化端口缓存，1~8口为高优先级端口，所有端口之间可以相互通信。当交换机下联多个网络摄像头时，建议启用监控模式，并将G1或SFP1口接到已连接监控电脑的上联设备，使监控画面更流畅。 标准共享：默认模式，此模式下，交换机为普通非网管型交换机，所有端口之间可以相互通信。 网络隔离：此模式下，交换机的PoE端口之间不能相互通信，只能与G1和SFP1口进行通信。 网络延长：此模式下，交换机的1~8口速率降为10Mbps，最远传输距离可达250米；所有端口之间可以相互通信。	
性能	存储转发	支持	
	MAC地址表	4k	
	MAC地址学习	自动学习/老化	
	背板带宽	7.2Gbps	8.8Gbps
PoE供电	PoE供电标准	IEEE 802.3af、IEEE 802.3at	
	PoE供电线芯	支持8芯供电，采用网线的1236和4578线序同时供电	
	PoE端口	1~16	1~24
	端口最大供电功率	30W	30W
	整机最大供电功率	135W	225W
外形尺寸（L*W*H）		294mm*178.8mm*44mm	294mm*215mm*44mm
输入电压		100~240V AC，50/60Hz	
使用环境	工作环境	工作温度：0°C～40°C 工作湿度：（10~90）%RH，无凝结	
	存储环境	存储温度：-40°C～70°C 存储湿度：（5~90）%RH，无凝结	
数据传输速率		以太网：10Mbps（半双工）/20Mbps（全双工） 快速以太网：100Mbps（半双工）/200Mbps（全双工） 千兆以太网：2000Mbps（全双工）	
网络介质		以太网：3类或以上UTP/STP 快速以太网：5类或以上UTP/STP 千兆以太网：建议使用超5类或6类UTP/STP 1000Base-SX：MMF（多模光纤） 1000Base-LX：MMF（多模光纤）或SMF（单模光纤）	
网络标准		IEEE 802.3、IEEE 802.3u、IEEE 802.3ab、IEEE 802.3af、IEEE 802.3at、IEEE 802.3x、IEEE 802.3z	

产品保修卡

感谢您购买Tenda产品，您在使用Tenda产品时将享有如下服务。

一、保修承诺

产品类型	承诺政策	服务方式
塑壳路由器/交换机、无线信号扩展器、网卡、PoE分离器、PoE供电器、光纤收发器、光纤模块、ADSL产品、PON产品、电力线产品、3G/4G产品	一年保修	客户送修
无线AP、铁壳路由器/交换机、无线控制器	两年保修	客户送修

说明：
保修的范围仅限于产品主机。电源线、各种连接线等配件不在保修范围内，若这些配件在购机后的7天内出现问题，可免费更换。
若产品在购买后的15天内出现性能问题，且外观无划伤，可直接在购买处更换新产品。
若产品在保修期间出现性能问题，请先与腾达取得联系，经检测：确认是产品问题的，可联系购买处免费更换同型号或与该产品性能相当的返修良品；确认产品无故障的，将原样退回。若产品外壳有明显划痕，只能进行免费维修。
外置电源、无线外置天线的保修期为三个月。若电源有明显的硬物损伤、裂痕、断脚、严重变形，电源线有破损、断线、裸芯等现象则不予免费更换，用户可另行购买。
经腾达保修过的产品，保修期仍然以原产品为准。

二、下列情况不属于保修范围
1、超过保修期的。
2、客户私自拆装或维修过的。
3、人为损坏，受损变形的。
4、在高温、高压、潮湿等不正常环境下安装使用造成故障的。
5、雷击、水灾、地震等自然灾害造成损坏的。

说明：凡不在保修范围内的产品，我公司可以提供有偿维修服务。有偿维修后的产品，同一性能问题将享受自修复之日起三个月内的免费保修期。

三、维修方式
1、在您送修产品之前，请致电Tenda技术支持热线，以确认产品故障。
2、Tenda产品实行全国联保。如果您购买的产品出现保修范围内的硬件故障，在无法联系到经销商时，可凭该产品的购机发票到腾达售后服务中心获得保修服务；不能提供购机发票的，按产品出厂日期向后顺延两个月作为保修的起始日期。

四、其它
1、上述服务承诺仅适用于我公司在中国售出的产品。对于产品在售出时另行约定了售后服务条款的，以腾达公司确认的合同为准。
2、生产日期见产品序列号：序列号的前四位数字代表生产日期的年和月，例如1701代表17年1月。

本承诺的解释权、修改权属深圳市吉祥腾达科技有限公司

深圳市吉祥腾达科技有限公司
地址：深圳市南山区西丽中山园路1001号TCL高新科技园E3栋6~8层
网址：http://www.tenda.com.cn
技术支持邮箱：tenda@tenda.com.cn
技术支持热线：400-6622-666

版权所有©2017深圳市吉祥腾达科技有限公司。保留一切权利。
由于产品版本升级或其它原因，本文档内容会不定期更新。文中所有信息仅作为使用指导，不构成任何形式的担保。

电子信息产品有毒有害物质申明

部件名称	有毒有害物质或元素					
	铅（pb）	汞（Hg）	镉（Cd）	六价铬（Cr6+）	多溴联苯（PBB）	多溴二苯醚（PBDE）
结构件	×	○	○	○	○	○
单板/电路模块	×	○	○	○	○	○
电源适配器	×	○	○	○	○	○
线缆	×	○	○	○	○	○
连接器	×	○	○	○	○	○
附件	×	○	○	○	○	○

1. “○”表示该有毒有害物质在该部件所有均质材料中的含量均在SJ/T11363-2006标准规定的限量要求以下。
2. “X”表示该有毒有害物质至少在该部件的某一均质材料中的含量超出SJ/T11363-2006标准规定的限量要求。
3. 由于中国限量标准中没有豁免条例，故标识为“X”并不一定表示为对人体有害。
4. 对生产制造的产品，可能包含这些欧洲豁免的物质。
5. 在所售产品中可能包含所有部件也可能不包含所有部件。

此环保使用期限只适用于产品在用户手册所规定的条件下工作。

警告：
此为A级产品，在生活环境中，该产品可能会造成无线电干扰。在这种情况下，可能需要用户对干扰采取切实可行的措施。

Tenda 合格证 已检验