

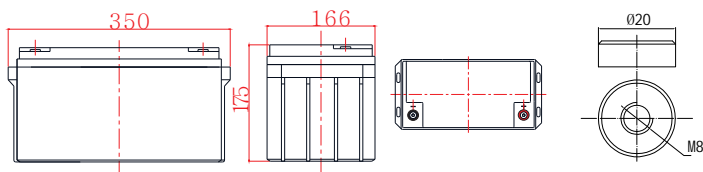


General Features

- > High corrosion resistant performance: Pb-Ca multi-alloy grid
- > High energy density and power density
- > Optimized capability of instant high-current discharging
- > Excellent charge acceptance ability
- > Excellent deep cycle discharge capability
- > Strong high and low temperature performance
- > Precision sealing technology
- > Long life



Dimension: 350(L) × 166(W) × 175(H) × 175(TH) Unit: mm



Terminal Dimensions

Applications

- > UPS/EPS
- > Power systems
- > Telecommunications system
- > Emergency lighting, Auto control system
- > Solar/wind generating storage cyclic
- > Other general purpose

Specification

Nominal Voltage	12V
Nominal Capacity	77Ah
Design life	10 years
Terminal	M8
Approx. Weight	Approx 22.8kg (50.26lbs)
Container Material	ABS
Rated Capacity	78.0Ah 20Hour Rate (3.9A to 10.5V)
	62.1Ah 3Hour Rate (20.7A to 10.2V)
	50.9Ah 1Hour Rate (50.9A to 9.6V)
Internal resistance	Full charged at 25°C: 6.1 mΩ
short-circuit current	1967A
Operating Temperature	Discharge: -20 ~50°C (-4 ~ 122°F)
	Charge: -20 ~50°C (-4 ~ 122°F)
	Storage: -20 ~50°C (-4 ~ 122°F)
Charge current:	Max. 19.5A ; Recom. 7.8A
Charge Method (25 °C)	Float Charge: 13.5-13.8V, recom. 13.5V (-18mV/ °C)
	Equalize charge: 13.8-14.1V, recom. 14.1V (-24mV/ °C)
	Cycle charge: 14.4-15.0V, recom. 14.4V (-30mV/ °C)
Self discharge	3% of capacity declined per month at 25°C

Constant Current Discharge Characteristics Unit: A (25°C, 77°F)

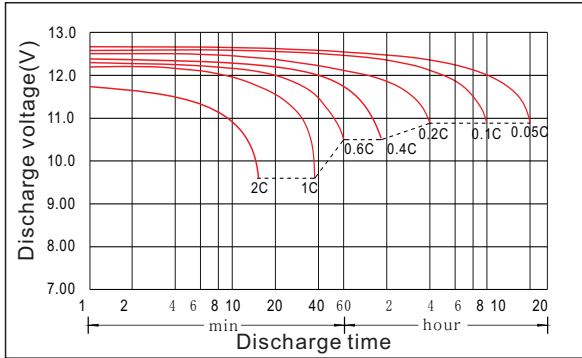
FV/Time	5min	10min	15min	30min	45min	1h	1.5h	2h	3h	4h	5h	6h	8h	10h	20h
1.60V	267	177	144	87.2	62.4	50.9	31.7	29.2	21.2	15.2	14.3	11.2	9.36	7.79	3.95
1.65V	258	176	139	85.7	62.2	50.7	31.4	29.1	21.0	15.1	14.1	11.1	9.28	7.72	3.93
1.70V	249	175	136	84.3	61.7	50.3	31.1	28.9	20.7	14.9	14.0	11.0	9.21	7.64	3.91
1.75V	228	172	132	83.5	60.7	49.5	30.8	28.4	20.5	14.8	13.9	10.9	9.13	7.57	3.90
1.80V	205	168	122	79.9	59.4	48.4	30.5	27.9	20.4	14.6	13.4	10.8	9.06	7.50	3.88
1.85V	183	156	109	72.9	55.0	44.8	29.6	26.5	19.2	14.2	12.7	10.5	8.68	7.27	3.80

Constant Power Discharge Characteristics Unit: W/cell (25°C, 77°F)

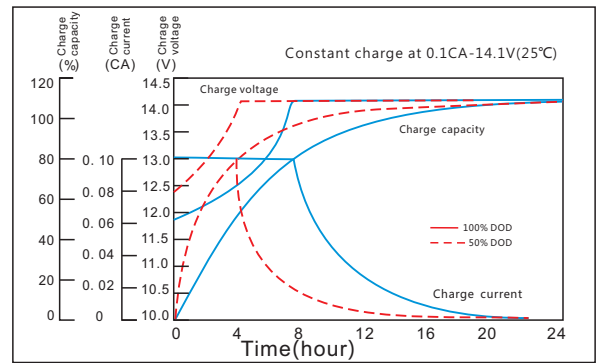
FV/Time	5min	10min	15min	30min	45min	1h	1.5h	2h	3h	4h	5h	6h	8h	10h	20h
1.60V	435	292	244	153	112	93.6	61.3	53.7	39.1	29.1	26.3	21.3	17.6	14.5	7.60
1.65V	418	290	240	151	111	92.9	60.8	53.6	38.6	28.8	26.1	21.1	17.5	14.4	7.57
1.70V	416	288	238	151	111	92.2	59.9	53.4	38.4	28.4	25.9	20.8	17.4	14.2	7.52
1.75V	388	285	236	151	110	91.5	59.5	53.0	38.2	28.2	25.8	20.7	17.3	14.1	7.49
1.80V	356	283	224	147	109	90.7	58.7	52.9	38.1	27.8	25.4	20.4	17.1	13.9	7.45
1.85V	318	263	200	136	101	84.3	57.8	50.6	36.3	27.4	24.3	20.1	16.6	13.7	7.38

JM12-77

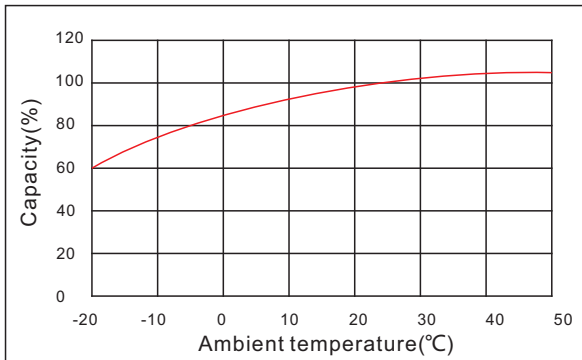
Discharge characteristic



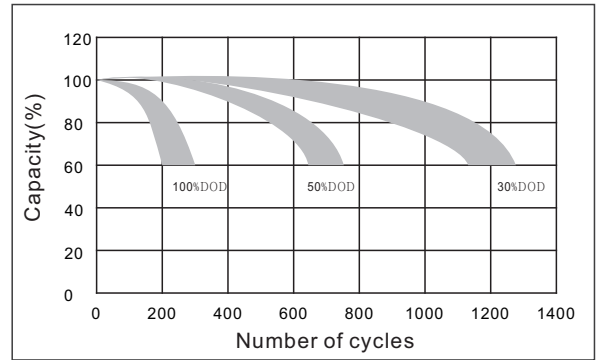
Charging characteristic



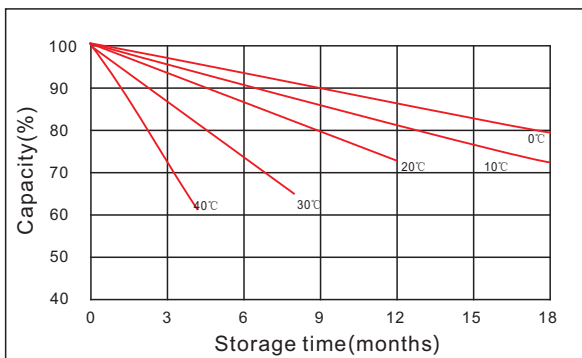
The effect of temperature on capacity



The effect of discharge depth on cycle life



Curves of self-discharge



The effect of temperature on float life



www.kijo.com.cn info@kijo.com.cn

Jiangxi Jingjiu Power Science&Technology Co. Ltd.
Add: 1388 Fushan No.1 Street, Xiaolan Economic Development Zone, Nanchang City, Jiangxi Province, China.

+86-791-85982779 +86-791-85989842

Jiangxi Jingjiu Power (Jiujiang) Co. Ltd.
Add: Xiwang Rd, Aicheng Industrial Park, Yongxiu Country, Jiujiang City, Jiangxi Province, China.

